

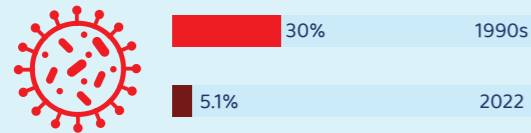
2023 FACT SHEET

– FACTS ON HIV AND AIDS IN UGANDA 2023 (Based on Data Ending 31st December 2022)


Introduction

Uganda has been a global success story in the fight against HIV and AIDS since the first case was discovered along the shores of Lake Victoria in the 1980s.

The HIV/AIDS prevalence declined



Since 2010,



2022 | 52,000 New Infections


2022 | 17,000 Deaths

This success is attributed to a well-coordinated multi-sectoral response. Despite the excellent progress, globally Uganda is ranked 5th of those with the highest HIV burden.

This factsheet gives the status of the national HIV and AIDS response in Uganda as of 31st December 2022

01 HIV and AIDS Burden

Estimated Number of PLHIV (as of Dec 2022)



Estimated Number of PLHIV Disaggregated by Age Group & Sex

Population Group	2010	2022
Adults & Children	1,100,000	1,400,000
Adults 15+	917,000	1,350,000
Women 15+	550,000	860,000
Men 15+	360,000	500,000
All Young people 15 -24	172,000	166,000
Young Men 15 -24	46,000	48,000
Young Women 15 - 24	126,000	119,000
Children 0 - 14	146,000	80,000

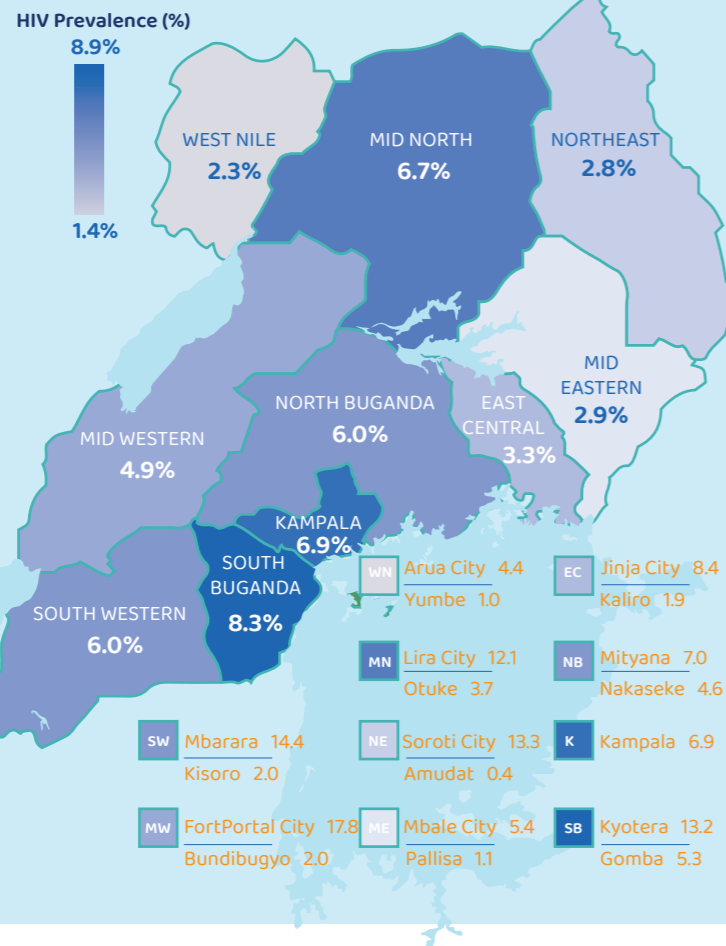
Source: MOH HIV Estimates 2022

03 HIV Prevalence

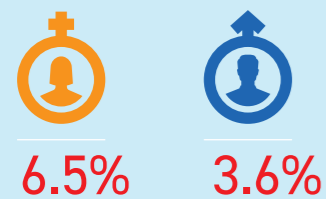


5.1%
HIV prevalence among adults 15-49

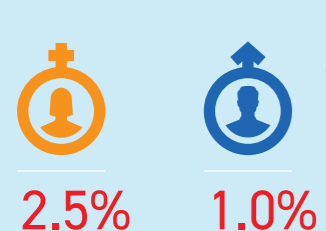
2022 Regional And District Level Prevalence Rates



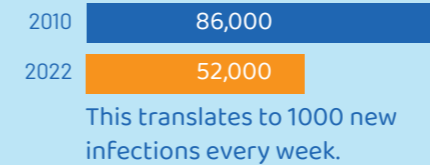

Prevalence Rate For 15 - 49



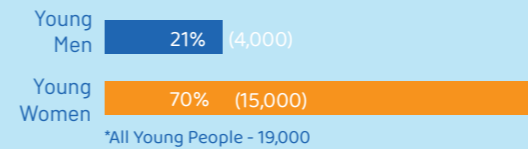
Young People (15 - 25)



02 New HIV Infections



YOUNG PEOPLE (15 - 24)



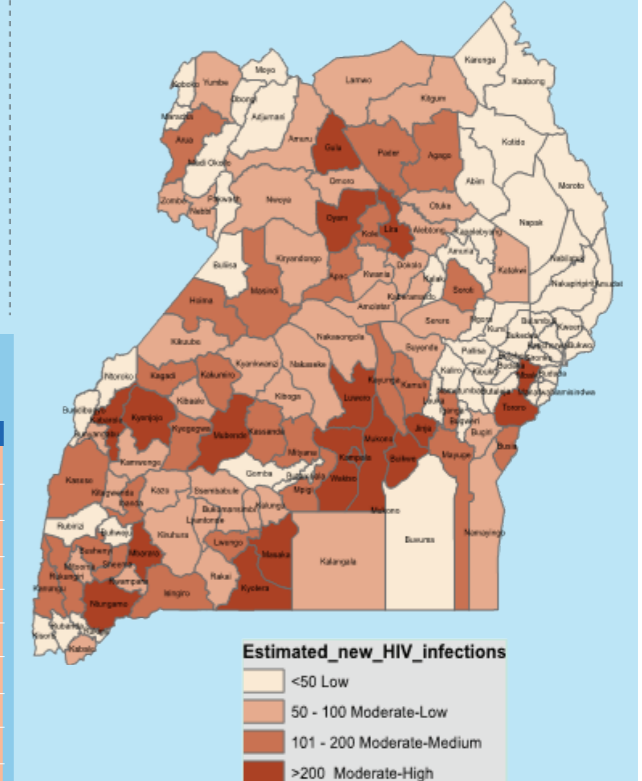
Number of New Infection by age group and sex

Population Group	2010	2022
Adults & Children	86,000	52,000
Adults 15+	66,000	46,000
Women 15+	39,000	30,000
Men 15+	27,000	15,000
All Young people 15 -24	27,000	19,000
Young Men 15 -24	7,000	4,000
Young Women 15 - 24	20,000	15,000
All Adolescent 10 - 19	11,000	8,000
Adolescent Women 10 - 19	10,000	8,000
Adolescent Men 10 - 19	1,000	600
Children 0 - 14	20,000	5,900

Source: MOH HIV Estimates 2022

AGYW (15-24)


Disaggregation for districts by the new HIV infections for AGYW ages 15-24



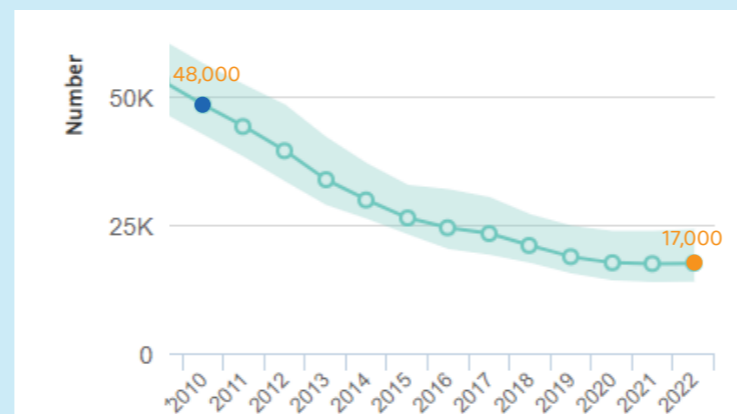
04 Annual AIDS Related Death



Between 2010 and 2022, there was a 65% decline in AIDS related deaths.



AIDS Related Deaths (All Ages)



05 Elimination of Mother to Child Transmission (E-MTCT) Coverage

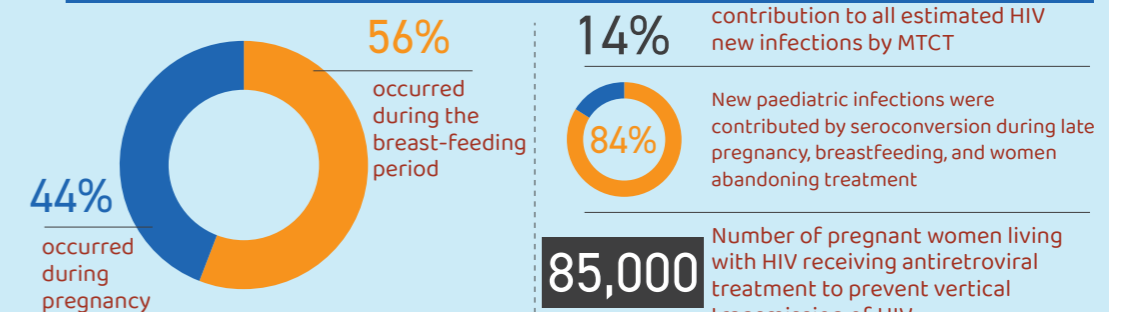


New infections arising from mother-to-child transmission of HIV continue to decline due to an aggressive PMTCT strategy.

Key Indicator	2010	2022
Pregnant women (received ARV for PMTCT (%))	70	>98
Pregnant women (received ARV for PMTCT (#))	81,472	85,000
Pregnant Women needing ARV for PMTCT (#)	57,180	83,367
MTCT rate at 6 weeks (%)	12	2.6
Final vertical transmission rate (+breastfeeding)	25	6.96
New HIV infections averted due to PMTCT (#)	10,210	20,000
Number of new child infections due to MTCT	20,000	5,900

Source: MOH HIV Estimates 2022

MTCT INFECTIONS IN 2022





UNAIDS

This publication was made possible with funding from UNAIDS, with support from Ministry of Health and HIV Partners.

For more information, please contact:

UGANDA AIDS COMMISSION SECRETARIAT

Plot 1/3 Salim Bey Road
Ntinda, P.O Box 10779, Kampala.
(+256) 414 288 065
uac@uac.go.ug | www.uac.go.ug
UgandaAIDSCommission @aidscommission

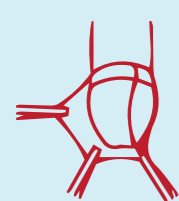
06 Safe Male Circumcision



6,000,000

A cumulative total of circumcised men 15-29 years, since 2010.

Uganda prioritizes young men 15-29 years in regions with high HIV prevalence and high unmet need for the intervention.



490,655

circumcisions conducted, during the period 2021/2022, with 376,649 (77%) of them conducted during community outreaches.

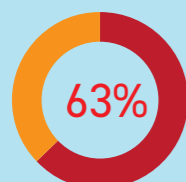


1,000,000

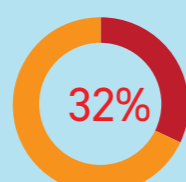
young men targeted by the program for circumcision annually till 80% coverage of safe male circumcision (SMC) is attained for this age group.

Source: JAR Report 2021/22

GBV Cases Reported | Age of Victims



15 - 17 years



9 - 14 years

07 HIV Testing and Treatment Cascade

HIV Testing and Treatment Cascade



1,289,028

PLHIV who know their status



1,210,906

PLHIV who are on ART

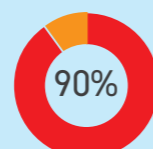


1,134,636

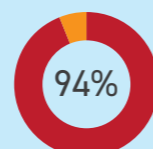
PLHIV who have suppressed viral loads

Source: MOH HIV Estimates 2022

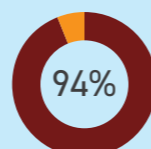
Progress on the 95-95-95 targets



Know HIV status



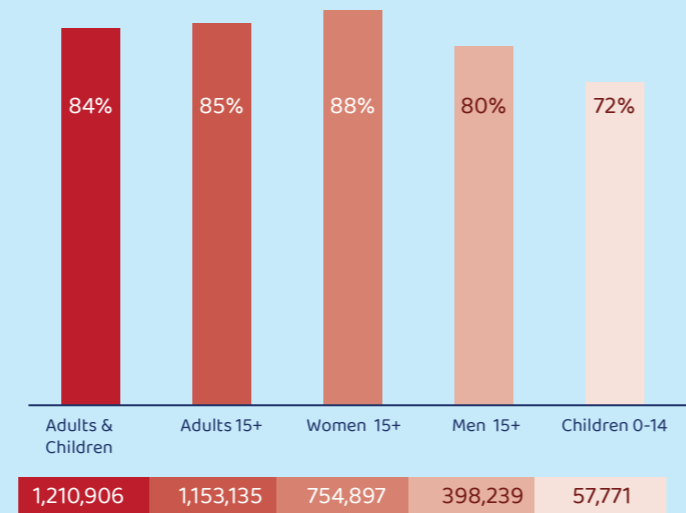
on ART



are Virally suppressed

Source: MOH HIV Estimates 2022

Antiretroviral Therapy (ART)



08 Gender Based Violence



Between 2021 and 2022, there has been a decline in defilement cases, and a slight increase in domestic violence cases, as reported to the police.

Type of GBV	Year	
	Y2021	Y2022
Defilement	14,436	12,580
Domestic Violence	17,533	17,698

Source: Police Crime Report, 2022

09 Special Interest Groups

	Sex Workers	MSM	PWIDs	Prisoners
Population	130,000	24,100	7,400	
HIV Prevalence (%)		12.7		4
Testing and Awareness (%)	88	54	45	
ART Coverage (%)	65	66	78	89.1
Condom Use (%)*	-	-	4	85,178**
Active Syphilis (%)	-	-		

** represents number; Source: Different sources
*Country Factsheets UGANDA/2022, UNAIDS

10 TB HIV Management(2022)



99%

% TB cases tested for HIV



33%

Tested HIV+



94%

Enrolled on ART

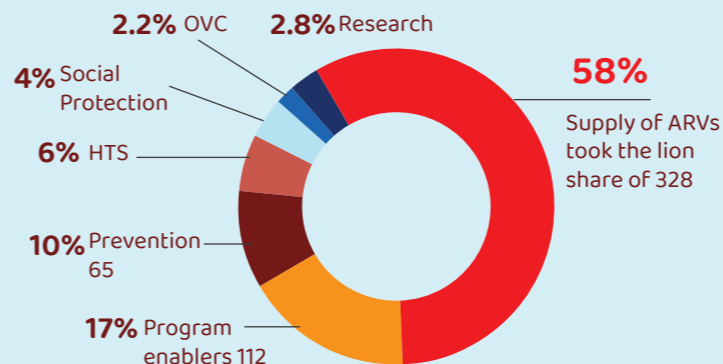
Source: HMIS

11 HIV Funding (USD)



Resources mobilized for the response increased from **USD655m** to **USD659m**. The resource gap increased from **USD77m** in 2020/21 to **USD122m** in 2021/2022. Govt allocation increased from **USD79.5m** to **USD81.2m** which was a slight increment from 12% to 13.8% while partners accounted for 85%.

Expenditure per program area;



Funding Source	2020/21	2021/22
GoU	89,450,241	91,127,675
Partners	564,282,636	566,784,830
Out of Pocket	1,961,199	1,973,738
Total	655,694,076	659,886,243
Target	732,534,000	780,314,000
Funding gap	76,839,924	120,427,757



UGANDA AIDS COMMISSION



2023 Uganda HIV & AIDS Factsheet

(BASED ON DATA ENDING 31ST DECEMBER 2022)

A Call To Action

Young People

1. Abstain from sex until you are ready for the consequences and take responsibility that comes with it. Concentrate on your studies and your future.
2. Your partner's HIV status is not yours. Stop the excuses, go for HIV testing.
3. Avoid peer pressure, consequences of sex are not shared by your friends. Just because your friends are talking about and having sex does not mean you should also have it.

Men

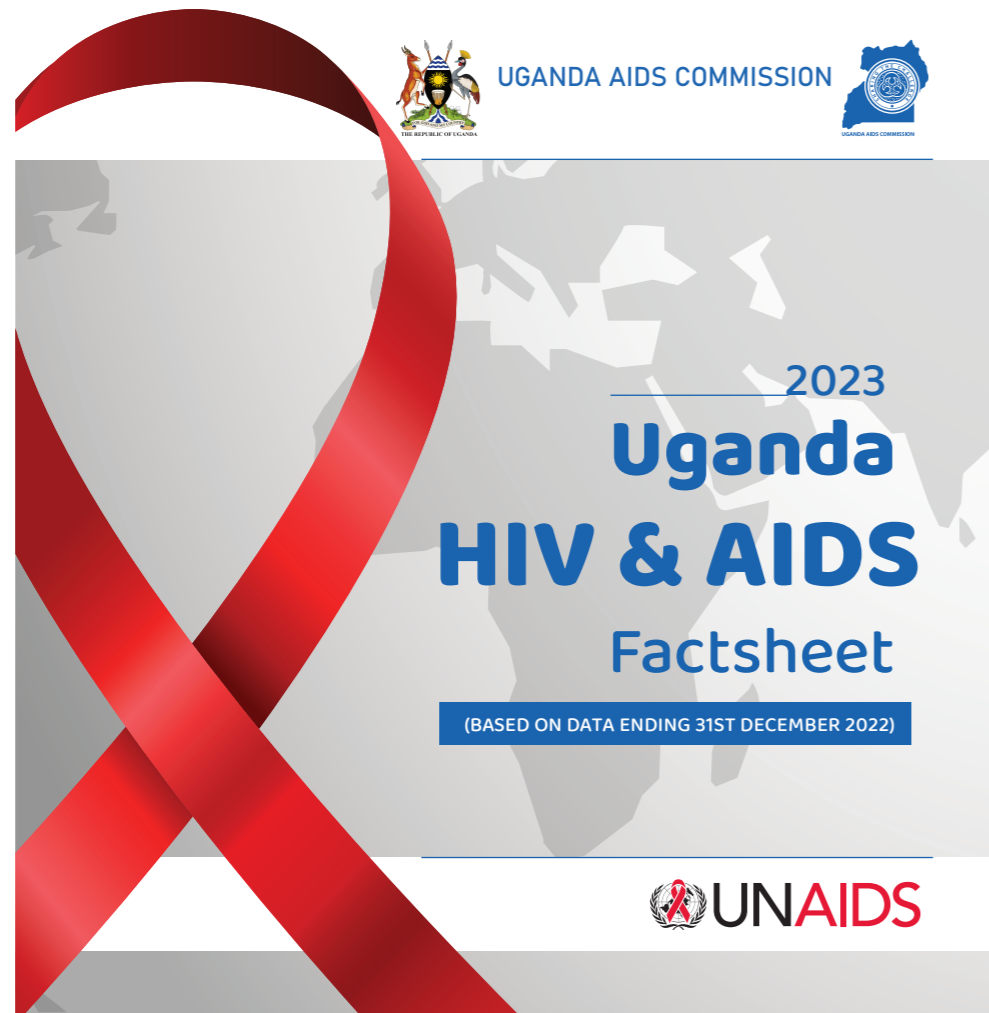
4. You are the champions, take a lead to end cross generation sex in our communities.
5. Medical circumcision can help decrease your risk of contracting HIV but it is not 100% protective. Circumcision must be used with other prevention methods such as abstinence, faithfulness and condom use.
6. Support your partner to breastfeed, have adequate healthy meals and take medication as prescribed.
7. Remember as a man, you can only achieve your dreams if you are healthy. Stay safe from HIV.

Parents

8. Spend quality time with your children and set an example for them to follow.
9. Understand and discuss the unique needs of young people especially adolescents such as body changes and attraction to the opposite sex.
10. Create an enabling environment at home for your children to freely discuss body changes and HIV.
11. Be faithful to your partner and keep HIV away.

Leaders

12. Ensure inclusion of People Living with HIV in economic empowerment and social protection programs.
13. Local Government leaders; ensure that 0.1% of the local government budgets is allocated for HIV and AIDS activities as directed by the MoFPED.
14. Ensure that HIV and AIDS coordination structures meet regularly to discuss HIV and AIDS performance and ensure accountability from HIV and AIDS service providers.



This publication was made possible with funding from UNAIDS, with support from Ministry of Health and HIV Partners.

For more information, please contact;

UGANDA AIDS COMMISSION SECRETARIAT

Plot 1/3 Salim Bey Road
Ntinda. P.O Box 10779, Kampala.
(+256) 414 288 065
uac@uac.go.ug | www.uac.go.ug
f UgandaAIDSCommission @aidscommission

#EndAIDS2030Ug